



**District of Central Saanich**

**Waste Management Survey – Council Presentation**

March 20, 2023



**The purpose of the 2023 Waste Management Survey was to:**

- Measuring resident satisfaction and gaps with current waste disposal services in the District of Central Saanich
- Gauge interest on District-led garbage, kitchen scraps, and yard waste disposal services and potential pricing

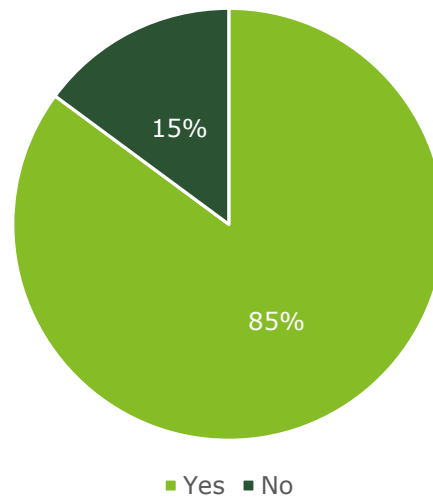
**The survey collected 363 completed surveys using the following data collection method:**

- Participants in the 2023 Central Saanich Community Satisfaction Survey were asked if they would be willing to complete a second survey about Waste Management.
- Using a mix of cell and landline phone numbers in the District, numbers were randomly dialed by live interviewers. This methodology resulted in 60 completes for this survey.
- A web-survey was sent out to over 6,000 households in the District through a mailout with unique pin codes. This methodology resulted in 303 completed Waste Management surveys.



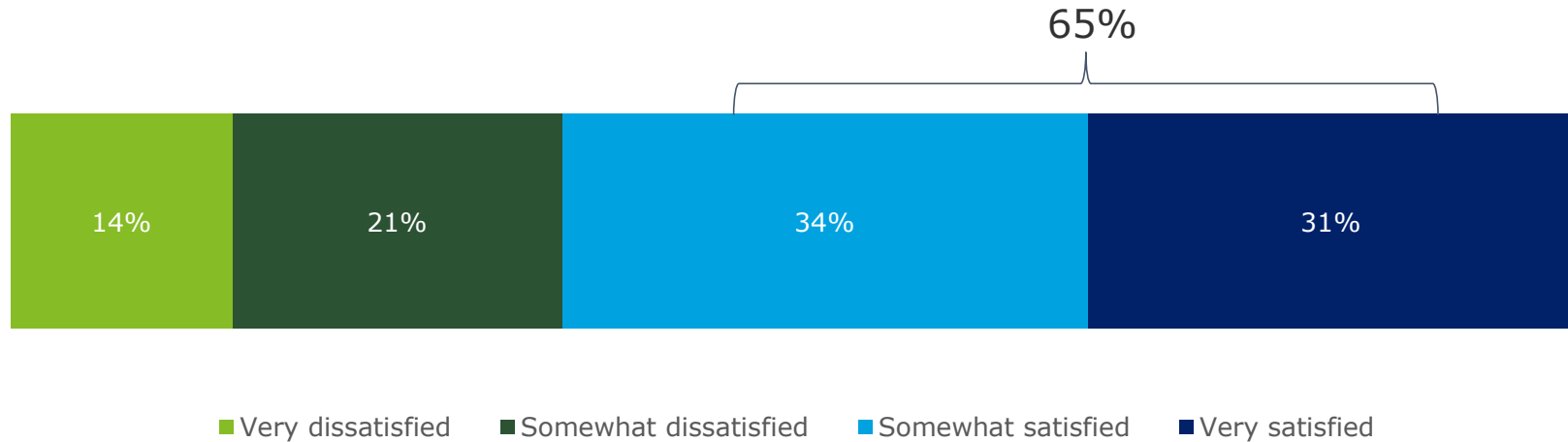
# Detailed Findings from Market Research Data

**85% of respondents reported that they contract their own garbage services.**



**Does your household contract your own garbage service?**

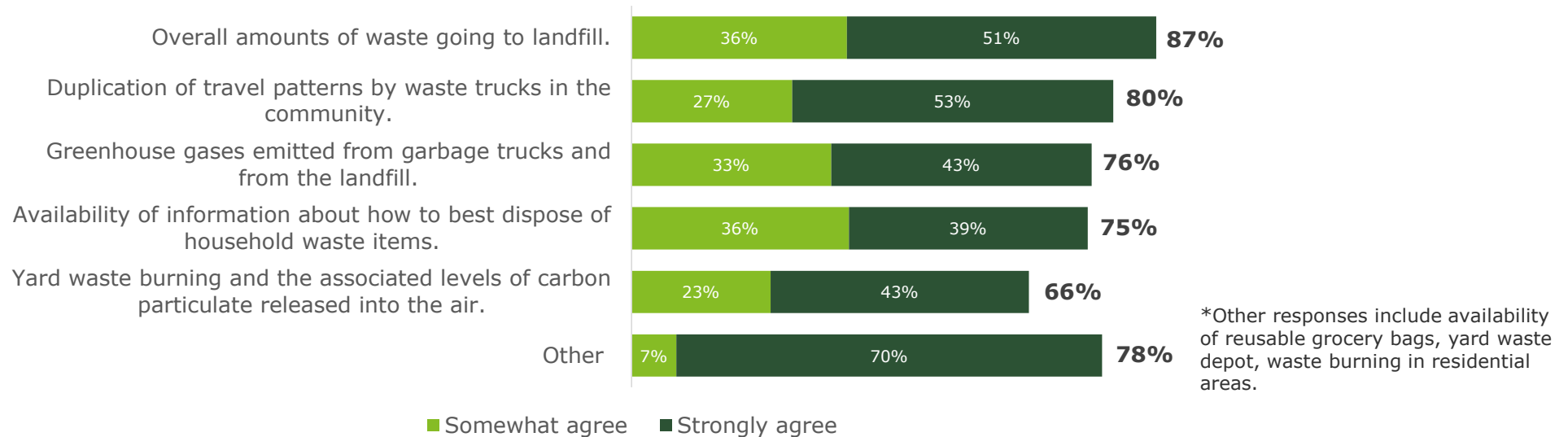
**65% of respondents were at least somewhat satisfied with the availability of waste disposal services.**



**Overall, how satisfied are you with the availability of Waste Disposal services?**



**The majority of respondents agreed that the overall amounts of waste going to the landfill (87%) and duplication of travel patterns by waste trucks (80%) need improvement.**



**The District has heard the following feedback about the current Waste Disposal options in the community and would like a better understanding. Related to Waste Disposal, to what extent do you agree that each of the following factors needs improvement?**

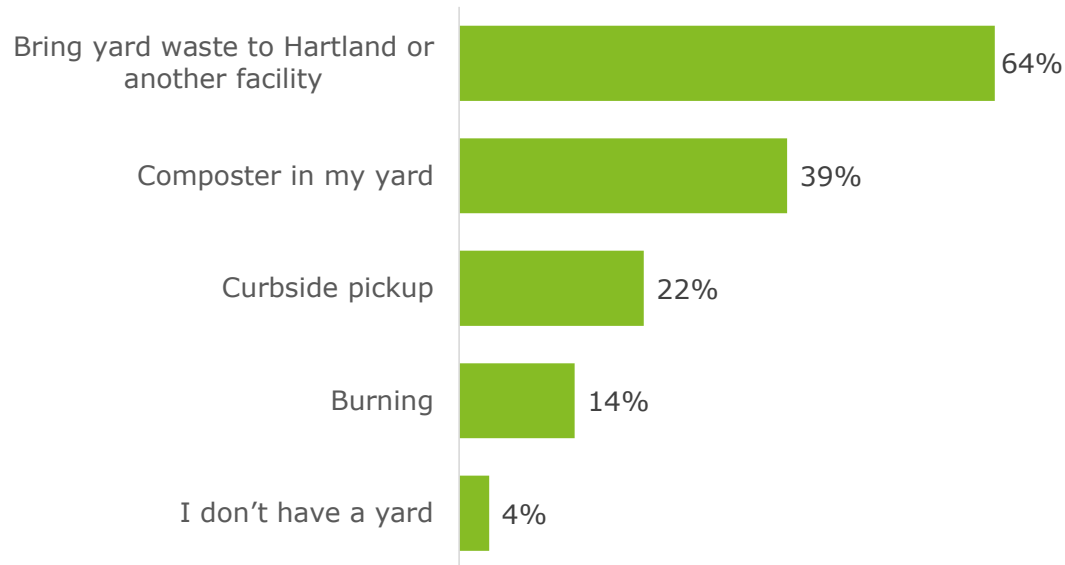
District services were assigned priority ranks based on the following methodology.



| Factor   | Performance | Importance | Priority Rank |
|--|-------------|------------|---------------|
| Duplication of travel patterns by waste trucks in the community                          | 20%         | 9.4        | 1             |
| Availability of information about how to best dispose of household waste items           | 25%         | 8.9        | 2             |
| Overall amounts of waste going to landfill   | 13%         | 7.6        | 3             |
| Greenhouse gases emitted from garbage trucks and from the landfill                       | 24%         | 8.1        | 4             |
| Yard waste burning and the associated levels of carbon particulate released into the air | 34%         | 8.6        | 5             |

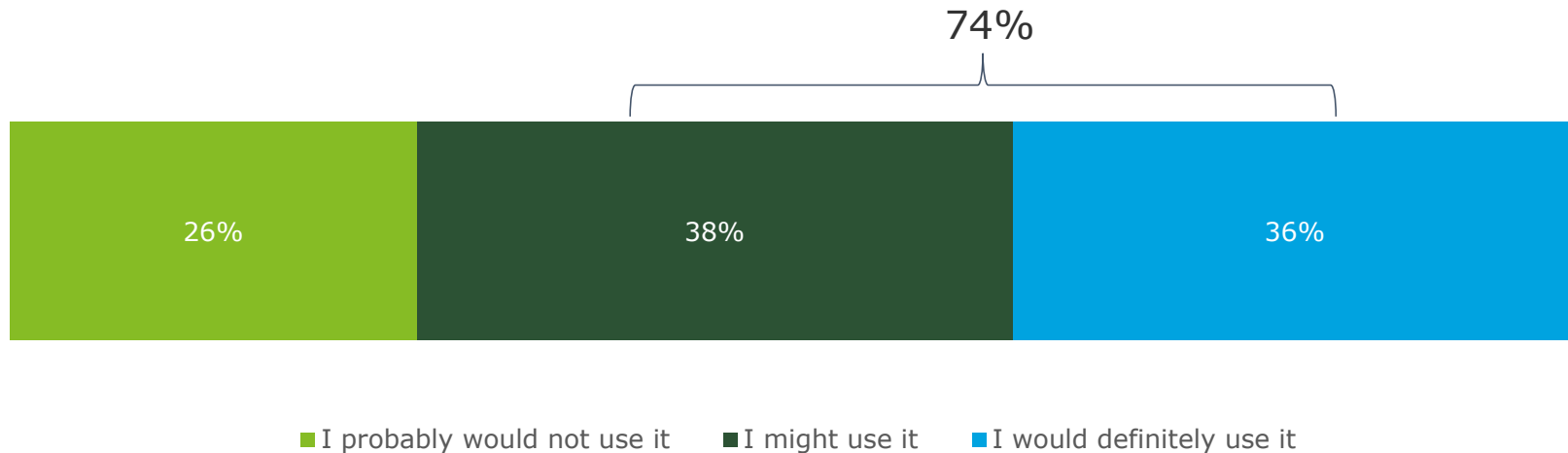


**Most respondents (64%) noted to dispose their yard waste by bringing it to Hartland or another facility. Respondents also commonly noted using a composter in their yard (39%).**



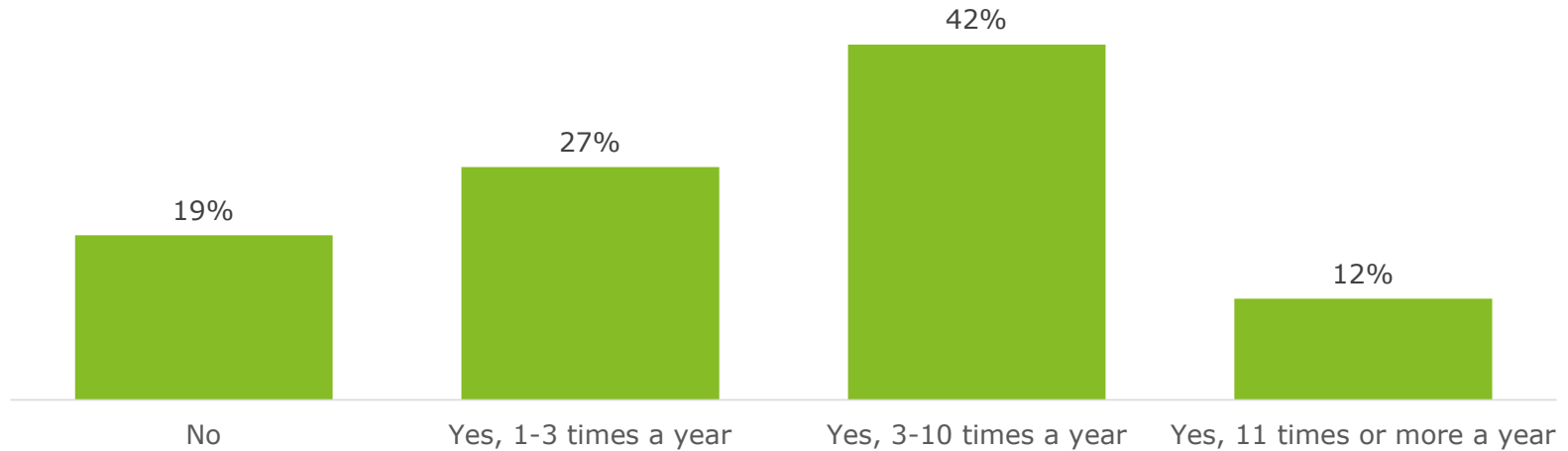
**How do you currently dispose of yard waste?**

**When asked if they would be inclined to utilize a yard waste facility instead of burning green waste, 38% of respondents potentially using it while 36% mentioned they would definitely use it.**



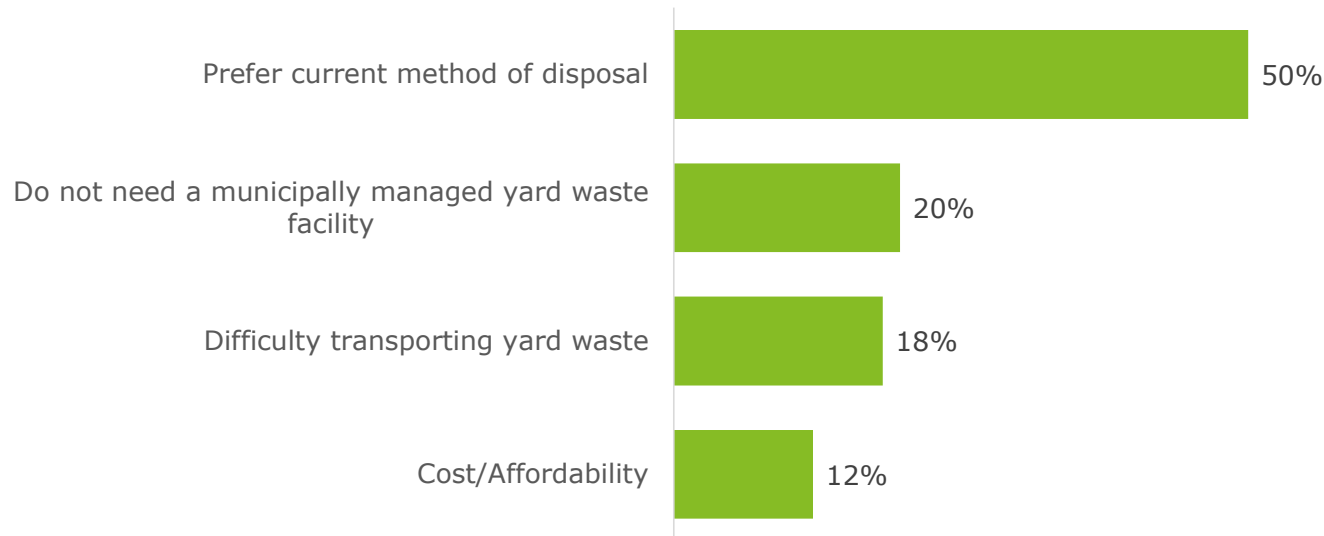
**How likely would you be to use a yard waste facility instead of burning green waste?**

**64% of respondents reported that they would use the yard-waste drop-off facility 3 or more times a year. 19% of respondents expected they would not use it at all.**



**If a municipally managed (through staff or contractors) yard waste drop-off facility was created, would you use it if you deemed potential costs reasonable?**

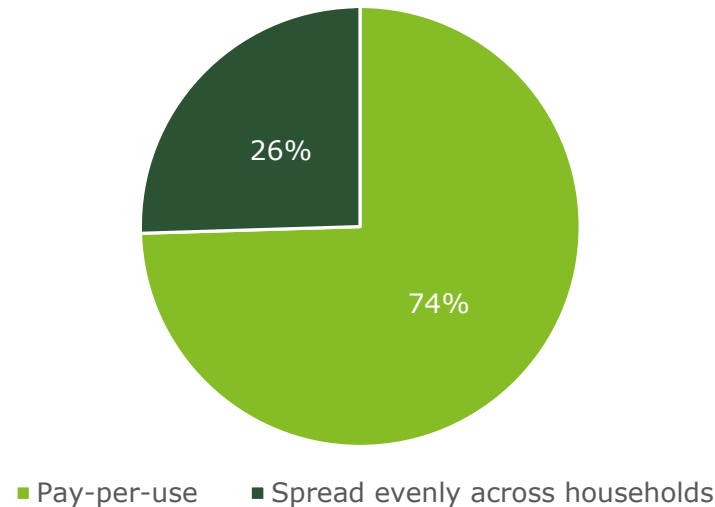
**50% of respondents reported that they prefer their current methods of yard waste disposal, as they either use a local drop-off facility or pay for a pick-up service.**



**What would stop you from using a municipally managed yard waste drop-off facility?**

N=66, Open text coded

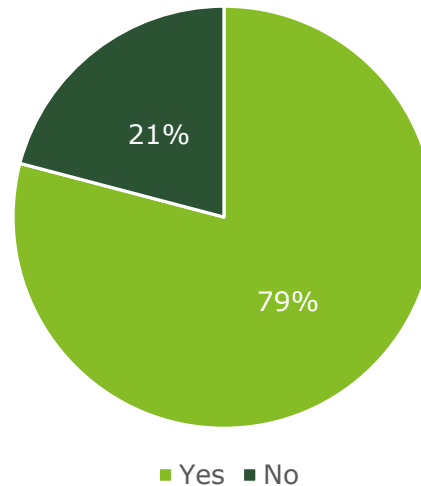
**74% of respondents preferred the potential new yard waste facility to be funded as a pay-per-use system in comparison to 26% who preferred to have it spread evenly across households.**



**If a municipal yard waste facility was created, would you prefer it to be funded as a pay-per-use system or spread evenly across households?**

N=345

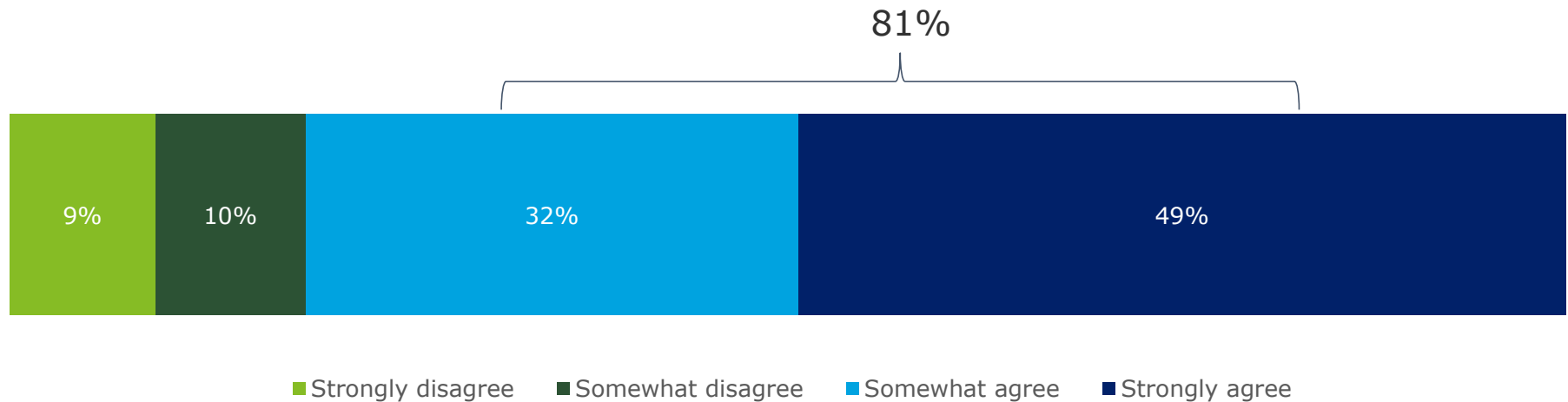
**79% of respondents agreed that a \$10 minimum fee for waste drop-off at other facilities are a reasonable price.**



**Other drop off facilities typically start at a \$10 minimum fee and charge more depending on the size of the load. Do you think this is reasonable?**

N=335

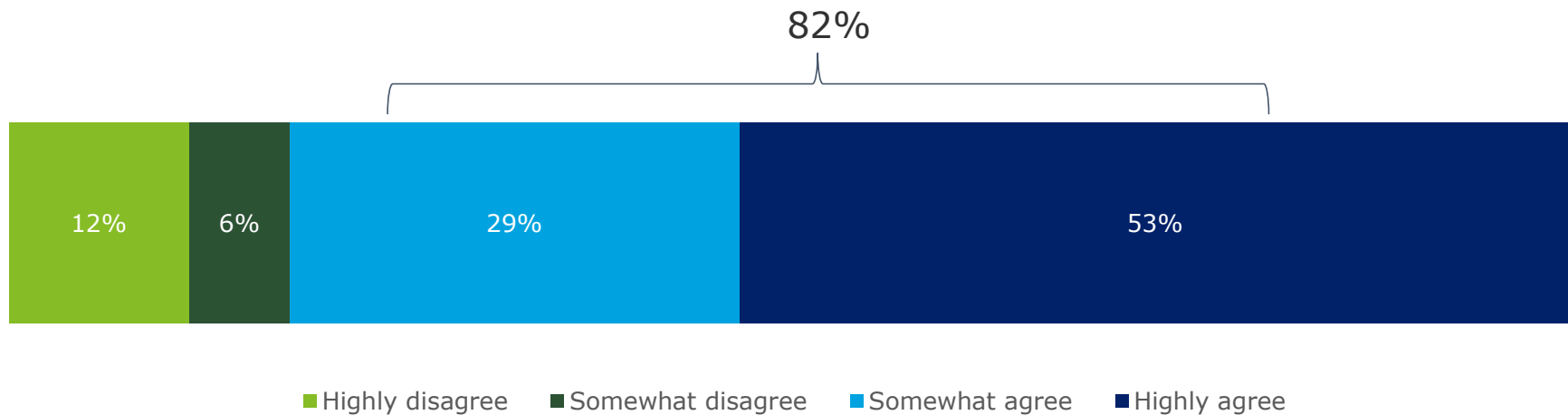
**81% of respondents somewhat agree or strongly agree with the municipality pursuing a yard waste facility.**



**Do you agree the municipality should pursue opening a yard waste facility?**

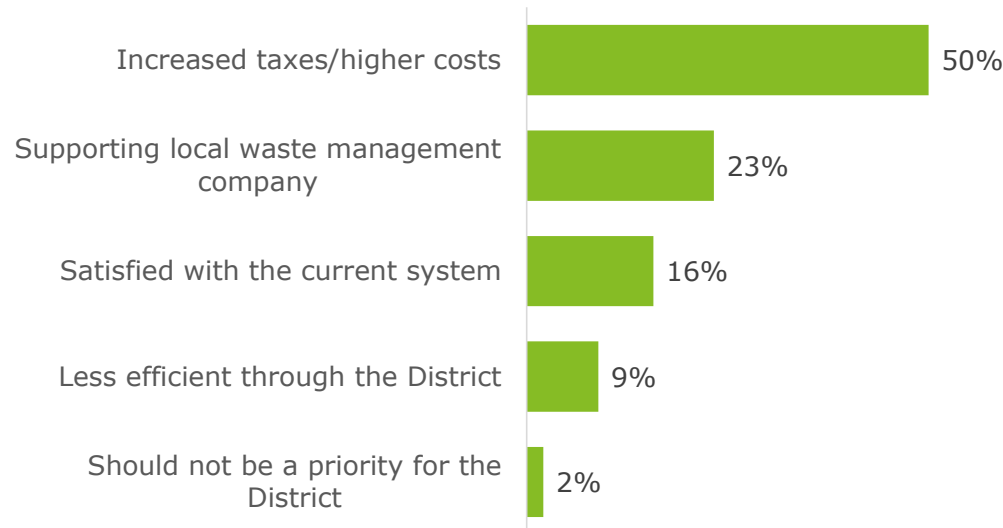


**The majority (82%) of respondents agreed that they would be supportive of a District led waste collection service if it was similar in price and collection.**



**To what extent do you agree with the following statement: I would be supportive of a District-led (possibly contracted out) waste collection service if it was similar in price and collection.**

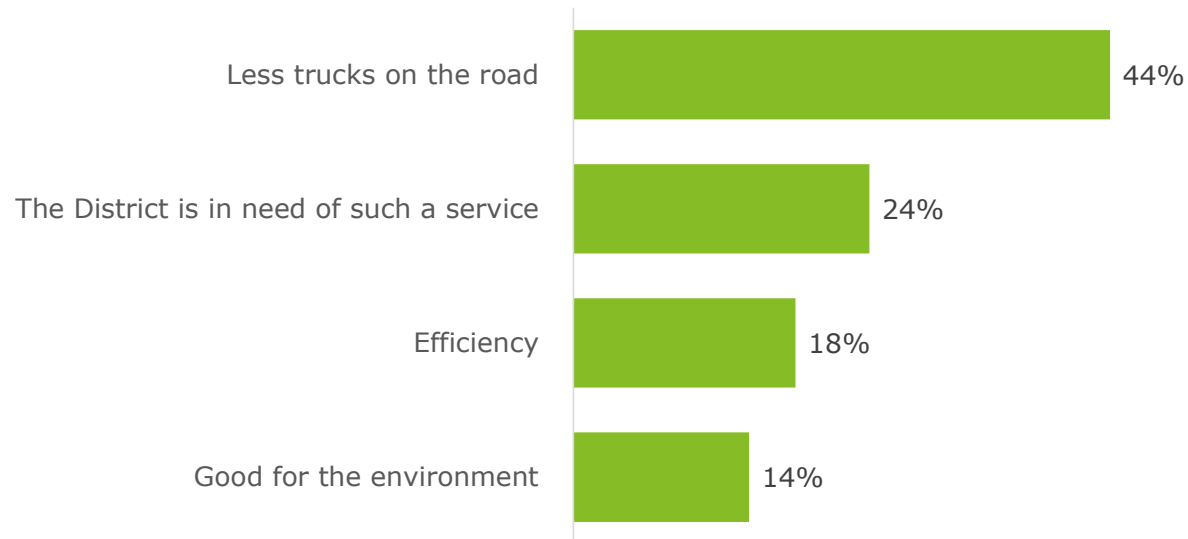
**Respondents commonly noted increased taxes/higher costs (50%) and supporting local waste facilities (23%) as reasons why they would not support a District-led service.**



**Please explain why you would NOT be supportive of a District-led waste collection service?**

N=146, Open text coded

**44% of respondents noted the reason they would be supportive of a district-led waste collection service as it would result in less trucks on the road.**



**Please explain why you would be supportive of a District-led waste collection service?**

**If the District were to implement a Waste Collection service, they would see a significant uptake in support at a price point of \$27/month compared to \$30/month (+26%).**



**If a District-led Waste Collection services was available at the following price, how likely would you be to support this initiative?**

**Chris Bandak**

Managing Director, Economic and Policy Advisory  
cbandak@deloitte.ca  
+1 (416) 607-6747

**Simon Webb**

Manager, Economic and Policy Advisory  
swebb@deloitte.ca  
+1 (613) 299-3776

**Ivana Bjelakovic**

Analyst, Economic and Policy Advisory  
ibjelakovic@deloitte.ca  
+1 (647) 532-4407





[www.deloitte.ca](http://www.deloitte.ca)

#### About Deloitte

Deloitte provides audit and assurance, consulting, financial advisory, risk advisory, tax, and related services to public and private clients spanning multiple industries. Deloitte serves four out of five Fortune Global 500® companies through a globally connected network of member firms in more than 150 countries and territories bringing world-class capabilities, insights, and service to address clients' most complex business challenges. Deloitte LLP, an Ontario limited liability partnership, is the Canadian member firm of Deloitte Touche Tohmatsu Limited. Deloitte refers to one or more of Deloitte Touche Tohmatsu Limited, a UK private company limited by guarantee, and its network of member firms, each of which is a legally separate and independent entity. Please see [www.deloitte.com/about](http://www.deloitte.com/about) for a detailed description of the legal structure of Deloitte Touche Tohmatsu Limited and its member firms.

Our global Purpose is making an impact that matters. At Deloitte Canada, that translates into building a better future by accelerating and expanding access to knowledge. We believe we can achieve this Purpose by living our shared values to lead the way, serve with integrity, take care of each other, foster inclusion, and collaborate for measurable impact.

To learn more about how Deloitte's approximately 312,000 professionals, over 12,000 of whom are part of the Canadian firm, please connect with us on LinkedIn, Twitter, Instagram, or Facebook.

© Deloitte LLP and affiliated entities.